

NEW RECORDS OF HAPLOPHYLLUM JUSS. (RUTACEAE) FROM IRAN

M. R. Joharchi & M. Assadi

Joharchi, M. R. & Assadi, M. 2007 12 31: New records of *Haplophyllum* Juss. (*Rutaceae*) from Iran. -*Iran. J. Bot.* 13 (2): 99-103. Tehran.

Haplophyllum Juss. has 30 species in Iran of which 14 taxa are endemic to Iran. The genus has been revised for the *Rutaceae* Flora of Iran. In this paper *H. erythraeum*, *H. ptilostylum* and *H. tenue* are reported for the first time from Iran.

Mohammad Reza Joharchi (Correspondence), Ferdowsi University of Mashhad, Herbarium (FUMH), Mashhad, Iran. -Mostafa Assadi, Research Institute of Forests and Rangelands, P. O. Box 13185-116. Tehran, Iran.

Submitted: 2007. 11. 20 Accepted for publication on: 2007. 12. 22

Keywords. *Haplophyllum*, New records, Iran.

گزارش‌های جدید از جنس هایپلوفیلولوم (تیره سداب) از ایران

محمد رضا جوهرچی ر دکتر مصطفی اسدی

جنس هایپلوفیلولوم در ایران دارای ۳۰ گونه است که ۱۴ گونه آن انحصاری ایران هستند. فلور ایران برای تیره *Rutaceae* تدوین یافته و در این مقاله گونه‌های *H. erythraeum* و *H. ptilostylum* و *H. tenue* برای اولین بار از ایران گزارش می‌شوند.

Introduction

Haplophyllum Juss. is the largest genus of *Rutaceae* in Iran. It has 30 species in Iran that 14 taxa are endemic to Iran. Most species of the genus *Haplophyllum* in Iran are Irano-Turanian elements. During the studies on the genus *Haplophyllum* in Iran for the Flora of Iran project (in Persian) we found three new species records from Iran.

***Haplophyllum erythraeum* Boiss., Diagn.2, 1: 114 (1853).**

Haplophyllum erythraeum is reported for the first time from Northeast of Iran (Khorasan provinces). It is distributed in Afghanistan and Pakistan (Map 1).

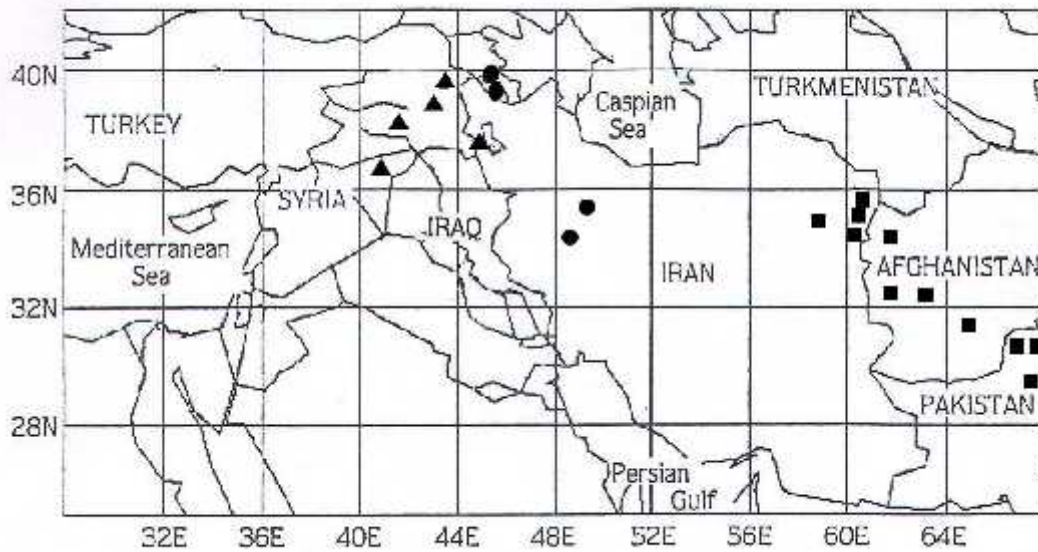
Specimens seen. Khorasan: Taybad towards Dogharoom, 800 m Mozaffarian 67588 (TARI); Khaf, Salami dam, 1450m, Joharchi & Zangoee 17154 (FUMH); Torbat Heydarieh towards Khaf, km 10, 1350 m, Joharchi & Zangoee 19969 (FUMH); Torbat Jam, Cheshmeh Gol rangeland, Gourband Station, Moussavi & Paryab 8185; Torbat Jam towards Shahrno Bakharz km 10, 1070 m, Assadi & Amirabadi 9300.

***Haplophyllum ptilostylum* Spach, Ann. Sc. Nat. Bot. 3.11: 181 (1849).**

Haplophyllum ptilostylum is reported for the first time from Northwest of Iran (Azerbaijan Gharbi province). It is distributed in Northeast of Syria, Southeast and East of Turkey (Map 1).

Type specimen in Flora Orientalis (Boissier 1867) on the base of Aucher Eloy collection (Auch. 3312) has been reported from South of Iran, but Townsend (1986) believed that this locality certainly is not correct. We think that the latter idea is correct because any herbarium specimen has not been seen up to now in South Iran.

Specimens seen. Azerbaijan Gharbi: Khoy, Gharatappah, 1600m, Mozaffarian 72800 (TARI); North of Uromiyeh, Kahriz station, 1330 m, Alizadeh & Ghasempour 1568; also, Saatlou station 1320 m, Heydari, Larti & Kazempour 3298.



Map. 1: Distribution map of *Haplophyllum erythraeum* (▲), *H. ptilostylum* (●), *H. tenue* (■).

Haplophyllum tenue Boiss., Fl. Or. 1: 932 (1867).

Haplophyllum tenue is reported for the first time from West of Iran (Hamadan province). It is distributed in Armenia and Nakhichevan (Map 1).

Specimens seen. Hamadan: Malayer road from Siah Kamar towards Kardkhord, Gheshlagh-e Abhendou, 1900 m, Mozaffarian 64649 (TARI); Hamadan to Saveh, 5 km from Tajarak towards Noubaran, Dokhan pass, 1600-1900 m, Mozaffarian 65026 (TARI).

References

- Hassan-ud-din & Ghazanfar, Sh. A. 1980: Rutaceae in E. Nasir & S. I. Ali (eds.) Flora of Pakistan, no.132, Karachi.
- Townsend, C. C. 1966: *Haplophyllum* in P. H. Davis (ed.), Flora of Turkey and the East Aegean Islands, vol. 2: 504. - Edinburgh.
- Townsend, C. C. 1966: Rutaceae in K. H. Rechinger (ed.) Flora Iranica no. 36.-Graz. Akademische Druck- und verlagsanstalt.
- Townsend, C. C. 1986: Taxonomic revision of the genus *Haplophyllum* (Rutaceae). in Hooker, s Icons Plantarum, Vol. XL, 1, 2 & 3, Bentham-Moxon.




Fig. 1. *Haplophyllum erythraeum* (x 0.75); flower (x3).



Fig. 2. *Haplophyllum ptilostylum* (x 0.65); flower (x 2.2).

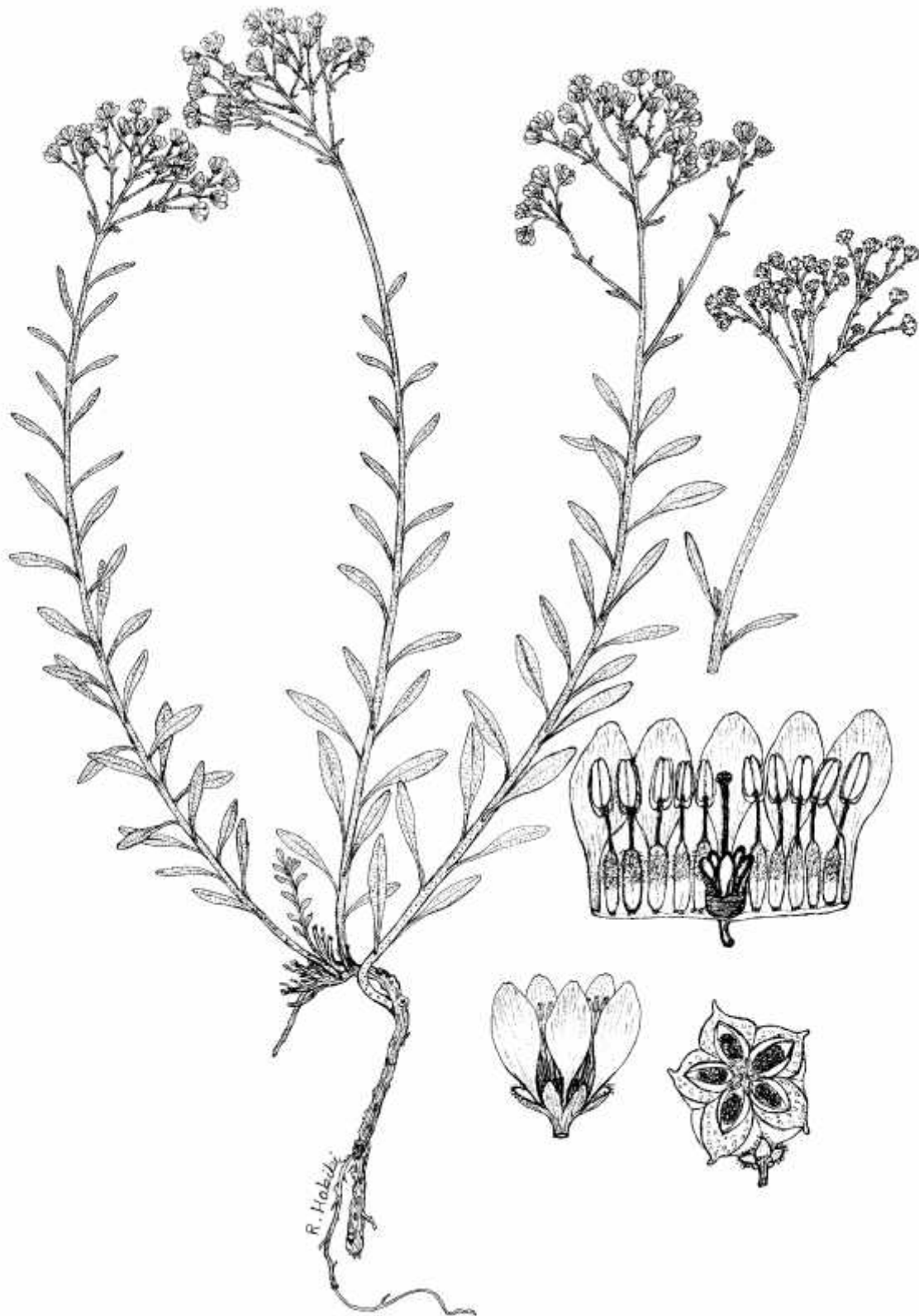


Fig. 3. *Haplophyllum tenue* (x 0.63); flower and fruit (x 3.7); opened flowered (x 6.3).